

ARINC 818 SWITCHES

VIDEO SWITCHING IN REAL-TIME




Easy-routing of ARINC 818 video

APPLICATIONS

- Laboratory test equipment
- Test bench
 - Production
 - Qualification
 - Certification
- ARINC 818 R&D support, prototyping

BENEFITS

- Ready-to-use :
 - Stand-alone use
 - Rackable
- Easy-to-use :
 - Monitoring and command via Ethernet
 - Easy configuration
 - TECHWAY support
- Real-time
- Low-latency switching
- Low propagation delay
- Switching virtualization capability



TECHWAY (France) offers ARINC 818 switches designed to simplify multi-destination and multi-source architectures.

The ARINC 818 switches are built on the FPGA technology associated with optical interfaces with very high density. All the switches ensure that video frames remain intact and void of corruption during switching.

SPIDER are compliant with ARINC 818 Supplement 2 and supports link rates up to 10 Gbps. These solutions are ICD independent, the link rate and virtualization configuration are set at the order.

Our switches are used on major aircraft equipment programs.

- ▶ AVIONICS
- ▶ DEFENCE



SPIDER

- 10 incoming optical links
- 10 outbound optical links
- Link rates up to 10 Gbps
- Separate virtual switches configuration with independent link rates
 - 10x10
 - 4x4 + 6x6
- SNMP service for ATP
- Web server
- Unicast, multicast or broadcast transmission
- Monitoring and control through common Web browser
- Real-time monitoring and error counter

Information and photos subject to change without notice

ARINC 818 SWITCHES

VIDEO SWITCHING IN REAL-TIME



FEATURES

- Link rate available : 1.0625, 2.125, 3.1875, 4.25, 6.375, 8,5, up to 10 Gbps
- Optional test pattern (on demand)
- ARINC 818 Supplement 2 compliant
- Real-time link monitoring and error counter
- Cmd/Ctrl by Web server or SNMP
- Low-latency switching
- Unicast, multicast and broadcast

SPIDER SPECIFICATIONS

- Switch control 10/100BaseT Ethernet
- 10 inputs and 10 outputs channels
- Embedded SNMP v3 and Web server
- Several virtual configurations (10x10 or 4x4+6x6)
- Power supply (120V - 240V) and DC (48V and 28V)
- LC optical connectors (850nm)
- 1U 19" rack format

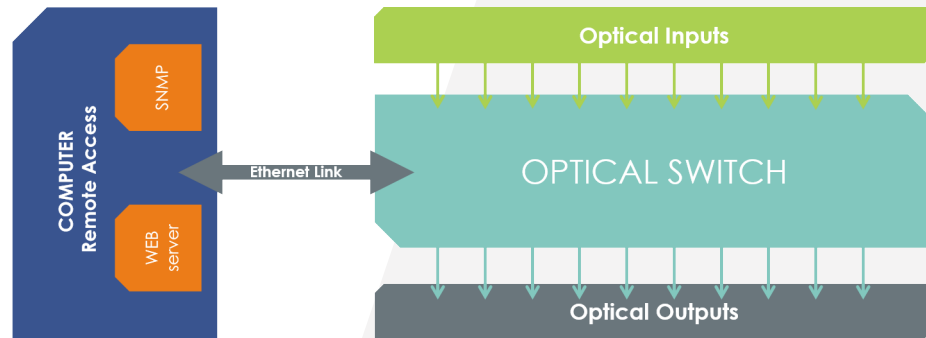
ENVIRONMENTAL INFORMATION

- Operating temperature range :
 - 0°C to 50°C
- Storage temperature range :
 - 55°C to 125°C
- CE mark

CONFIGURATION

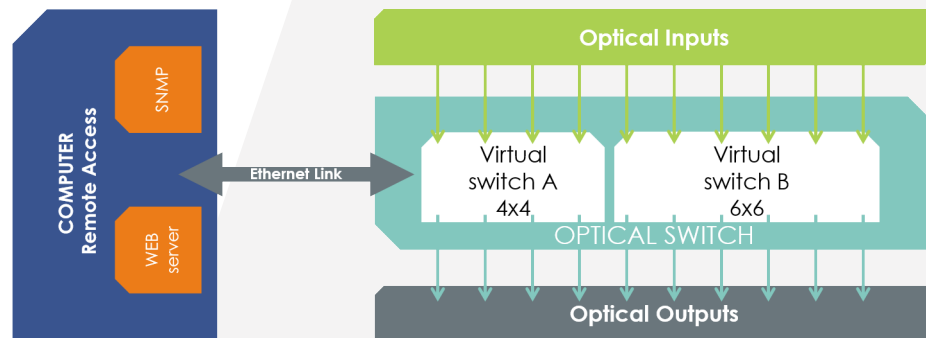
10x10 switch configuration :

All inputs / outputs have the same link rate



Switch virtual configuration :

Virtual switch A uses a link rate different than B



For example, virtual switch A rate is 1,0625 Gbps and virtual switch B rate is 3,1875 Gbps

PRODUCT INFORMATION

Name	Description
SPIDER_A818	ARINC 818 Switch, 10 inputs/10 outputs, 19" 1U rack
Link rate	1.0625 / 2.125 / 3.1875 / 4.25 / 6.375 / 8,5 / 10 Gbps
SPIDER_850_SFP_Pack	10 SFP multimode @ 850 nm pack for SPIDER
SPIDER_WARRANTY_EXT	Annual warranty extension for SPIDER

Information and photos subject to change without notice

